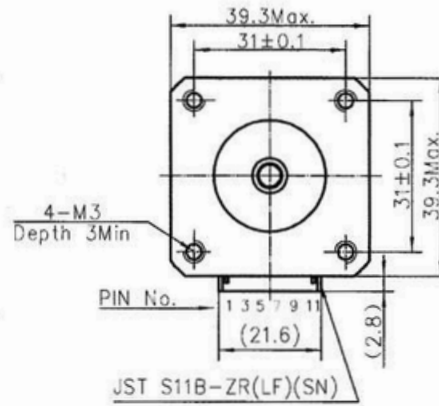
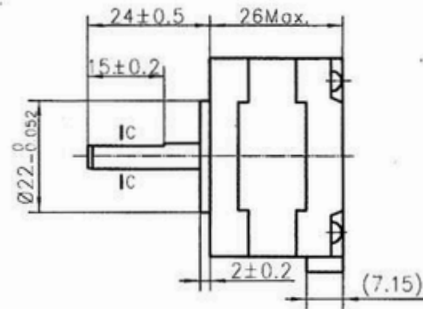
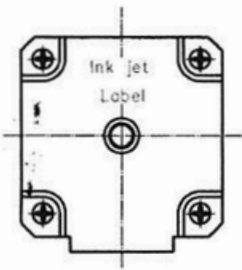
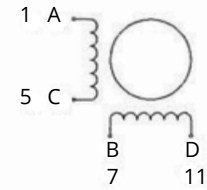


4611110015392



Wiring Diagram



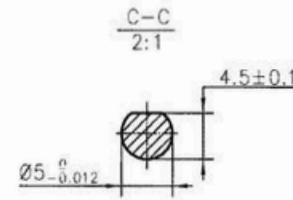
Specifications

1. Number of Phase	2
2. Step Angle	1.8°
3. Rated Voltage	3.6V DC
4. Rated Current	1.0Amp
5. Holding Torque	0.2N.m Typ (Two phase on/rated current)
6. Phase Resistance	4.6ohm ± 10% (20°C)
7. Phase Inductance	4.7mH ± 20% (1kHz 1V rms)
8. Rotor Inertia	20g.cm <sup>2</sup>
9. Motor Weight	150g
10. Insulation Class	B(130°C)


Exciting Sequence vs. Direction of Rotation

STEP	A	B	C	D	
1	+	+	-	-	CCW
2	-	+	+	-	
3	-	-	+	+	
4	+	-	-	+	CW

Clockwise view from mounting side



Label Detail



Work Order Date Format

Unit: mm

FIRST ANGLE METHOD   
Tolerance for linear and regular dimension without individual tolerance indications  
GB/T 1804-m egv ISO 2768-1: m

Geometrical tolerance for features without individual tolerance indications  
GB/T 1184-K egv ISO 2768-2: K

Approve

Standard

Technology

Check

Design

NAMES

SIGNATURE

DATE

**PIVEXIN**  
**TECHNOLOGY**

Type: MS16HS0P4100

Rev.A

SCALE 1:1

Sheet 1 of 1

A Original revision 14.06.2016

REV. REVISION RECORD DATE

UNLESS OTHERWISE SPECIFIED